

John Silzel

website: www.silzel.com

email: info@silzel.com

PO Box 151, Atwood, CA 92811

a contemporary violinist, violinbuilder, and instructor.

Pocket Size Violin First Position Flash Cards

These pocket-sized violin note learning flash cards are designed for the student learning to read notes in the first position. They may be conveniently carried in a pocket for review anywhere a student happens to have a free moment: on the bus, riding in a car, between classes, etc. The instructor may choose to give students only those notes actually introduced during lessons, adding cards to the student's "deck" as learning progresses. Flash cards are wonderful for beginning students, but also for Suzuki students transitioning to note reading. For best results, carry cards with you and review often!

Assembling Your Cards:

1. **Print the following pages on your computer printer.** For best results use double weight paper or card stock, but even regular paper will work well, since the cards are 2x thickness.
2. **Cut out each flash card with a pair of scissors or paper cutter.** Cut on the solid lines only.
3. **Fold each flash card in half at the dotted line, with the blank side facing in.**
4. **Tape or glue the folded card closed** so that you are left with a pocket-sized double-thickness flash card. Some may find it simpler to do steps 3 and 4 before step 2!
5. **Optionally, punch a hole in the upper corner of each card** so that the cards can be kept on a "ring" of the type sold in stationery stores. This keeps cards organized, but makes it hard to put them in your pocket. I prefer rubber banding the "deck" together, which also allows randomizing the cards often for study.
6. **A page of "blank" cards is included for those instructors wishing to teach alternate fingerings, double stops, higher positions, etc.**


Using Your Cards:

1. **2-Person Quiz:** One person quizzes another with the cards. Switch roles every time a person is "stumped" or makes a mistake. Who can get through the deck fastest?
2. **Challenge Drill:** Quiz yourself with the top card on the 'deck'. If you get stumped by a card, put it into the middle of the deck. If you 'know' the card, put it at the back of the deck. Keep going until you know all the notes. ("Hardest" cards come up most often this way.)
3. **Cue Card:** Student has a friend hold up a card randomly. Student plays note indicated on card and says note name (always including "sharp", "flat", or "natural"!)
4. **Add-a-card-a-day:** For busy people faced with learning many notes, start with just one card. Add a new card to your 'deck' every day, until you know them all!

**NEVER NEGLECT LEARNING NOTE NAMES
(Including "sharp", "flat", "natural") AS WELL AS FINGERINGS!!**

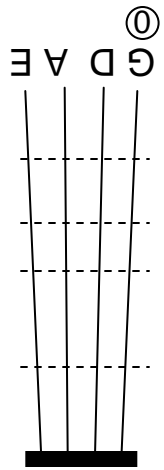
For more violin-related resources and information, visit my website: www.silzel.com

Violin Flash Cards (1st Pos)




www.silzel.com

G Natural

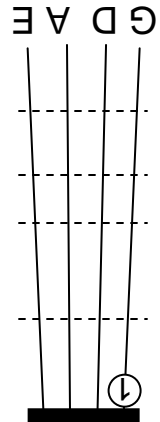


Violin Flash Cards (1st Pos)




www.silzel.com

G Sharp

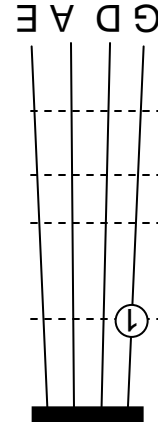


Violin Flash Cards (1st Pos)




www.silzel.com

A Natural

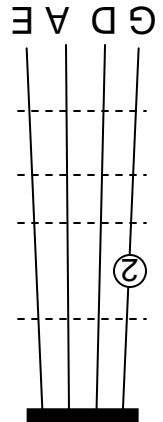


Violin Flash Cards (1st Pos)




www.silzel.com

A Sharp




Violin Flash Cards (1st Pos)




www.sizel.com

Violin Flash Cards (1st Pos)




www.sizel.com

Violin Flash Cards (1st Pos)



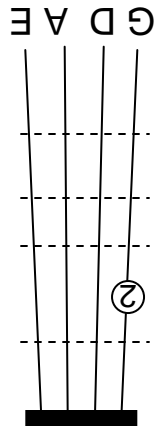
www.sizel.com

Violin Flash Cards (1st Pos)

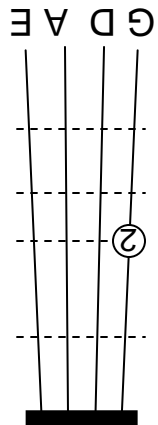


www.sizel.com

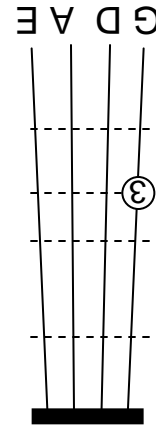
B Flat



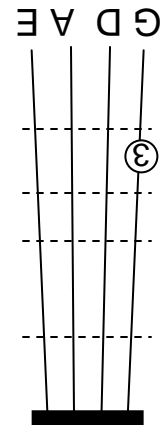
B Natural




C Natural



C Sharp




Violin Flash Cards (1st Pos)




www.silzel.com

Violin Flash Cards (1st Pos)




www.silzel.com

Violin Flash Cards (1st Pos)



www.silzel.com

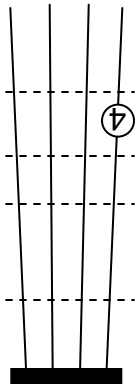
Violin Flash Cards (1st Pos)



www.silzel.com

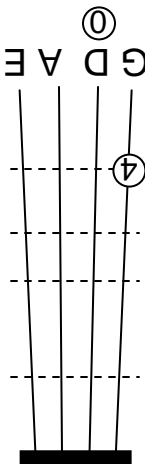
D Flat

G D A E



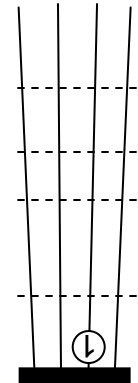
D Natural

G D A E



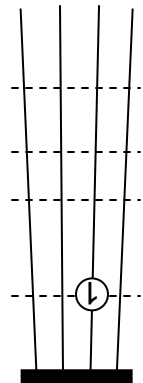
E Flat

G D A E




E Natural

G D A E




Violin Flash Cards (1st Pos)




www.silzel.com

Violin Flash Cards (1st Pos)




www.silzel.com

Violin Flash Cards (1st Pos)



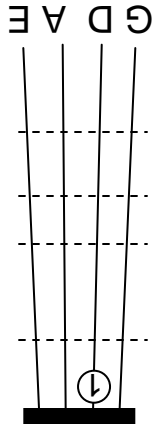
www.silzel.com

Violin Flash Cards (1st Pos)

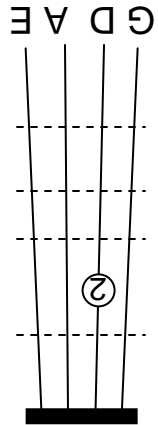


www.silzel.com

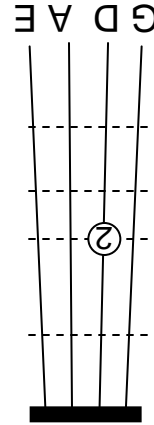
D Sharp



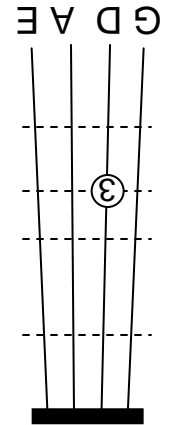
F Natural




F Sharp



G Natural




Violin Flash Cards (1st Pos)




www.sizel.com

Violin Flash Cards (1st Pos)




www.sizel.com

Violin Flash Cards (1st Pos)



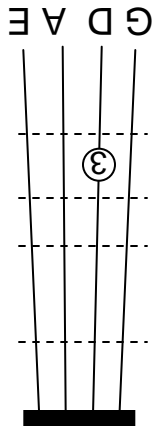
www.sizel.com

Violin Flash Cards (1st Pos)

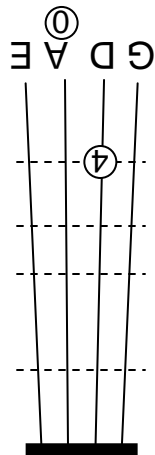


www.sizel.com

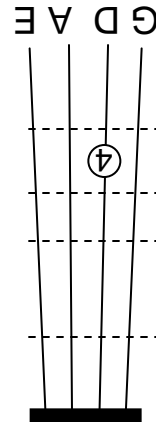
G Sharp



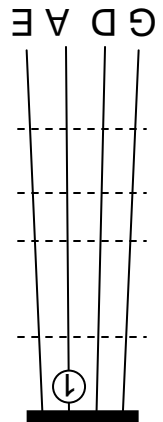
A Natural




A Flat



B Flat




Violin Flash Cards (1st Pos)




www.sizel.com

Violin Flash Cards (1st Pos)




www.sizel.com

Violin Flash Cards (1st Pos)



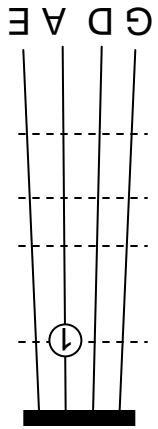
www.sizel.com

Violin Flash Cards (1st Pos)

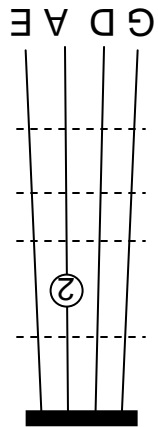


www.sizel.com

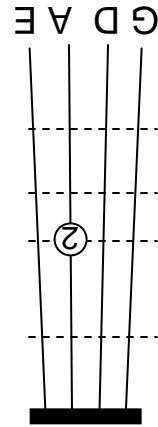
B Natural



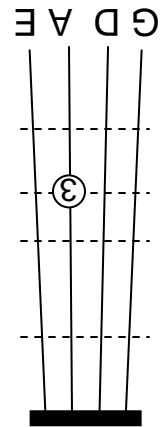
C Natural




C Sharp



D Natural




Violin Flash Cards (1st Pos)




www.sizel.com

Violin Flash Cards (1st Pos)




www.sizel.com

Violin Flash Cards (1st Pos)



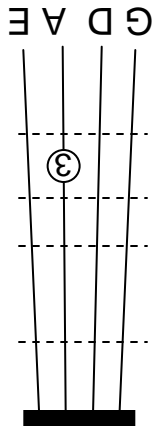
www.sizel.com

Violin Flash Cards (1st Pos)

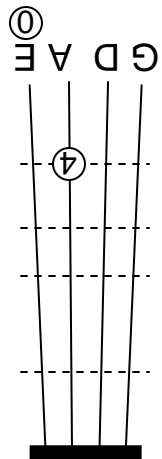


www.sizel.com

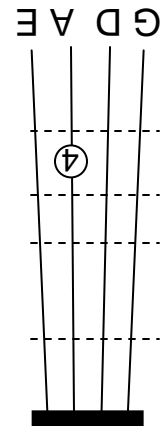
D Sharp



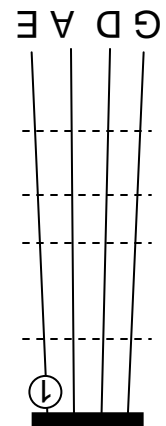
E Natural




E Flat



F Natural




Violin Flash Cards (1st Pos)




www.sizel.com

Violin Flash Cards (1st Pos)




www.sizel.com

Violin Flash Cards (1st Pos)



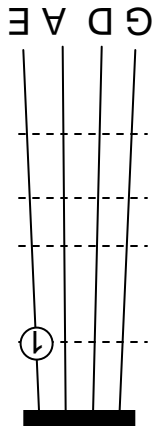
www.sizel.com

Violin Flash Cards (1st Pos)

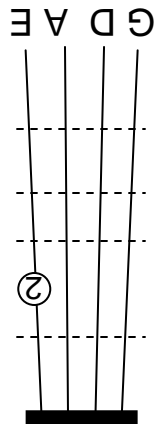


www.sizel.com

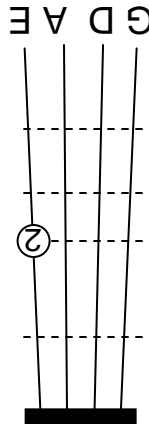
F Sharp



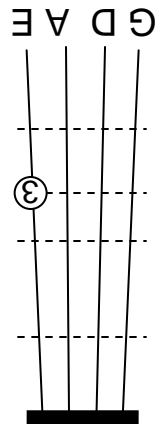
G Natural




G Sharp



A Natural




Violin Flash Cards (1st Pos)




www.silzel.com

Violin Flash Cards (1st Pos)




www.silzel.com

Violin Flash Cards (1st Pos)



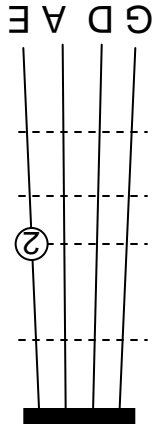
www.silzel.com

Violin Flash Cards (1st Pos)

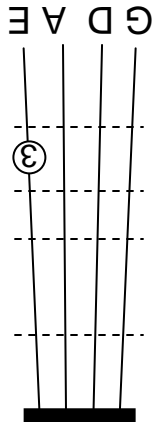


www.silzel.com

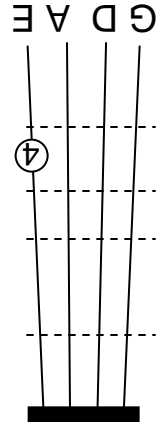
A Flat



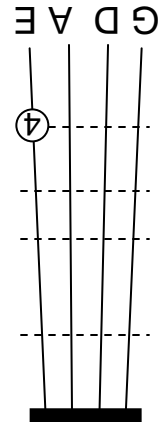
A Sharp




B Flat



B Natural




Violin Flash Cards (1st Pos)




www.sizel.com

Violin Flash Cards (1st Pos)




www.sizel.com

Violin Flash Cards (1st Pos)



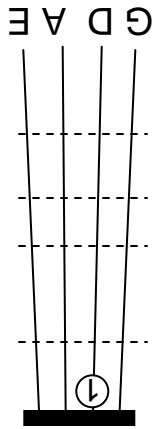
www.sizel.com

Violin Flash Cards (1st Pos)

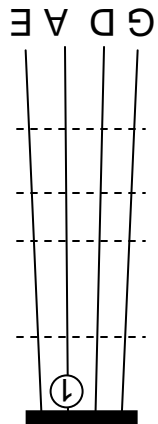


www.sizel.com

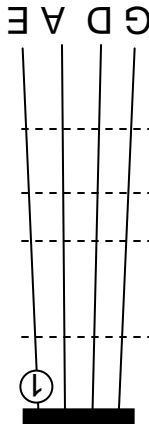
D Sharp



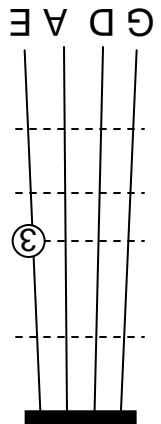
A Sharp




E Sharp



A Flat




Violin Flash Cards (1st Pos)




www.sizel.com

Violin Flash Cards (1st Pos)




www.sizel.com

Violin Flash Cards (1st Pos)



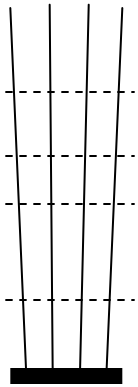
www.sizel.com

Violin Flash Cards (1st Pos)

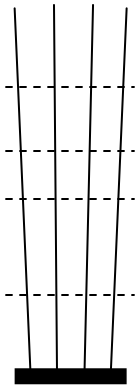


www.sizel.com

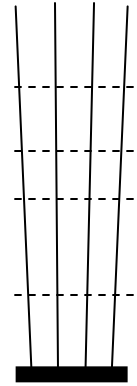
G D A E



G D A E



G D A E



G D A E

